

Smooth-Move[®] 1

SINGLE-SPEED A.C. SOFT-START MOTOR CONTROL

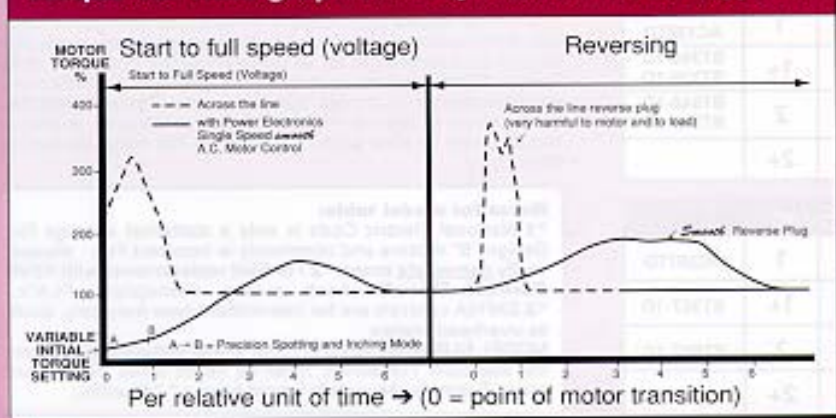
Features

- U.L., C-UL (Canada) approved
- Take the "kick" out of 3-phase motor starting
- Softly phase controls voltage to the motor
- **Automatic UNIVERSAL VAC selection!**
- 200, 208, 240, 385, 415, 440, 480 vac in one unit!
- 200 through 575 vac is also available!
- Sizes up to 10 full load amps (8A = 5hp 460vac)
- Phase loss protection on input
- Size of a small contactor
- TIME and TORQUE settings for motor softness
- Arc-elimination on contactor make & break - extends contactor life up to the mechanical limit!
- Easy to install and run
- Use with reversing and non-reversing systems
- Saves \$\$\$ on machinery life and productivity

SMOOTH SOFT-STARTING MOTOR CONTROL

Modernize with electronic smooth starting, reversing, jogging with more precise spotting and inching. Reduces or eliminates breakage and wear on drive trains, gearing, belts, etc. These controls increase the life, reliability, productivity and safety of new or existing 3-phase motorized equipment such as: **Conveyors, Overhead Crane Bridge/Trolleys, Monorails, Textile Machines, Turntables, Bottling Equipment, Palletizers, Overhead Doors etc.**

Torque vs. Time graph for 1-speed a.c. motor (typical)



Pictured - SM5A1S - 208 thru 480 vac - 5FLA - smooth control for one or multiple a.c. 3-phase motors up to the rated FLA. 4" x 3-3/4" x 3-3/8" less than 1 lb. UNIVERSAL VAC INPUT allows for easy stocking and wiring!

The starting TORQUE of the motor can be adjusted along with the length of TIME to reach full motor torque (see graph of comparison of a.c. induction motors with and without **Smooth-Move[®] 1**). With these two adjustments it is possible to softly control the starting characteristics of the motor. Instead of a harsh instantaneous inrush current, the control will gently adjust the motor up to full line voltage. Similar to a household light dimmer switch except that **Smooth-Move[®]** controls all three phases automatically. Simple adjustment of the initial starting voltage (TORQUE) and time to reach full motor torque (TIME) settings is all that is necessary.

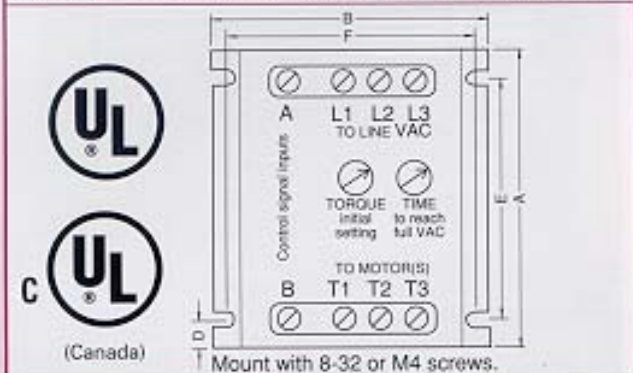
Smooth-Move[®] replaces resistor ballasts, timers, fluid couplings, inductors and other electrical and mechanical systems used to "cushion start" 3-phase a.c. induction motors. Can be used with single or multiple motors up to the total full load amperage rating. Smooth reversing is accomplished with a reversing contactor.

ARC-ELIMINATION™

Another reason why Power Electronics controls are known as the highest reliability in the industry is the ARC-ELIMINATION™ feature. This feature eliminates the destructive arcing on the make & break of power contactors. Doing this increases the life of contactors up to their mechanical limit. IEC style contactors can now replace the more expensive NEMA style in many applications. Additionally, the control will have very high reliability in tough applications.

Smooth-Move® 1

SINGLE SPEED - SOFT-START CONTROL



The above diagram shows "S" size layout with location of screw terminals. "L" size control will have both 3-phase input and output terminals across the top with the A-B signal inputs at the bottom.

Fig. 1 Typical 1-speed reversing system

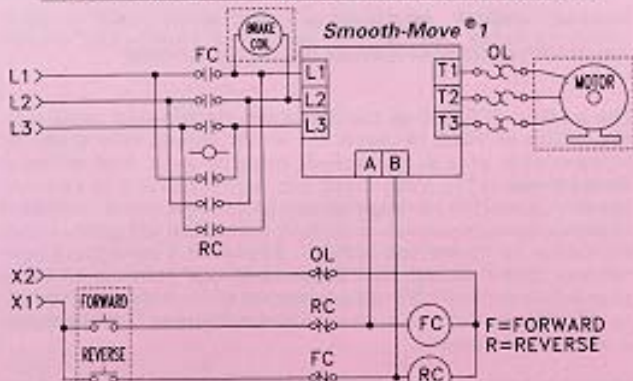


Fig. 1 The above diagram shows a typical reversing soft-starting system. Overload may be placed before the control. The "brake" is shown for applications having a motor brake. Also shown are electrical interlocks for the contactor.

Models & FLA's 208-480vac

Smooth Move® New Model #	Full Load Amps	NEC HP's 1800 rpm *1				Closest *3 Past model cross reference
		575 vac	480 vac	230 vac	200 vac	
SM4A1S	4	-	2	1	1	AC246TD AC138TD
SM5A1S	5	-	3	1.5	1+	BT346-1D BT338-1D
SM8A1L	8	-	5	2.5	2	BT546-1D BT538-1D
SM10A1L *3	10 *3	-	6	3	2+	

Models & FLA's 208-575vac

SM4A1L57	4	3	2	1	1	AC257TD
SM5A1L57	5	3+	3	1.5	1+	BT357-1D
SM8A1L57	8	5	5	2.5	2	BT557-1D
SM10A1L57 *3	10 *3	7.5	6	3	2+	

Dimensions and weight

SIZE	A	B	E	F	D	Depth	Wt.
S	4.0"	3-3/4"	3-1/4"	3-3/8"	3/8"	3-3/8"	1 lb.
(cm)	10.16	9.53	8.25	8.57	0.95	8.57	.45 kg
L	5.0"	5.0"	4.0"	4-3/4"	1/2"	3-5/8"	2 lb.
(cm)	12.7	12.7	10.16	12.06	1.27	9.21	.90 kg

Technical Specifications:

Input Voltage Variation: S or L suffix units have Universal Self-adjusting 208vac -10% through 480vac +10% 3-phase input. S57 or L57 suffix units are 208vac -10% through 575vac +10%. Control self adjusts for voltage. 60Hz standard, 50Hz available.

Control Signal VAC: 115vac/vdc is standard +/-20%. Other vac/vdc are available - note when ordering - no operation will occur without proper signal voltage from contactor coils.

Operating Temperature: 14° to 131° F (-10° to 55° C). Avoid or shield against radiant heat source. Do not block heatsink fins for proper air flow. For high duty cycles and high ambient size up - (see BT-Series for up to 150hp).

Approvals: U.L. Listed - Industrial Control Equipment 1L14, File E134267 C-U.L. approval for all Canadian Provinces. Motor overload protection should be used.

Motor types - Use with single-speed a.c. induction motors.

Fig. 2 Typical 1-speed non-reversing system

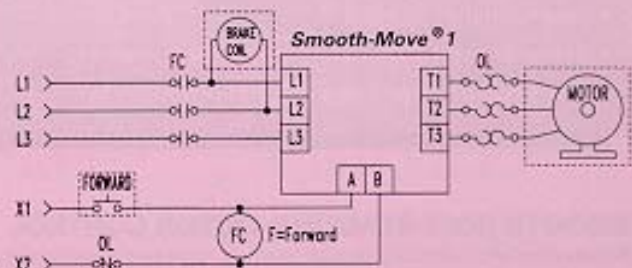


Fig. 2 The above diagram shows a typical non-reversing soft-starting control system. Overload may be placed before the control. The "brake" is shown for applications having a motor brake.

SPECIFICATION FOR BIDS:

Required Torque Control Soft-Start device for 1-speed a.c. motors is required such as Power Electronics **Smooth-Move® 1**. It should have an integral phenolic enclosure surrounding all electrical printed circuit boards with an electrically isolated heatsink. Connections should consist of 3-phase inputs and outputs. Phase loss shutdown function after control signal is removed is necessary. Included should be 2 terminals for sensing off of the contactor coils Forward and Reverse control signal voltages. Includes two potentiometer controls for Time and Torque setting. Elimination of arcing on the power contactors is also a requirement to give high reliability on the contacts and of the control.

Notes for model table:

*1 National Electric Code is only a statistical average for Design "B" motors and commonly is incorrect FLA - always verify nameplate amps. *2 For field replacements with NEW **Smooth-Move®** check motor nameplate FLA's. *3 SM10A controls are for intermittent type duty only, such as overhead cranes.

MODEL NUMBERS: control input signal voltages other than the standard 115vac/vdc must be noted when placing an order. Example: 24vac/vdc would have a "-24" suffix.